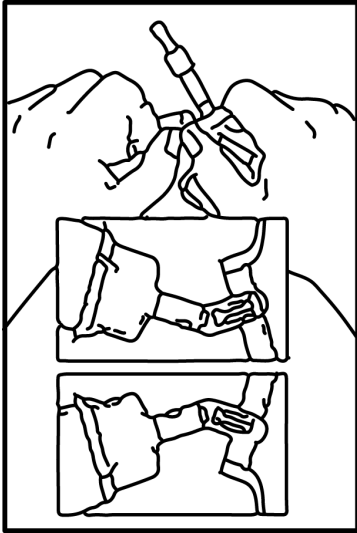
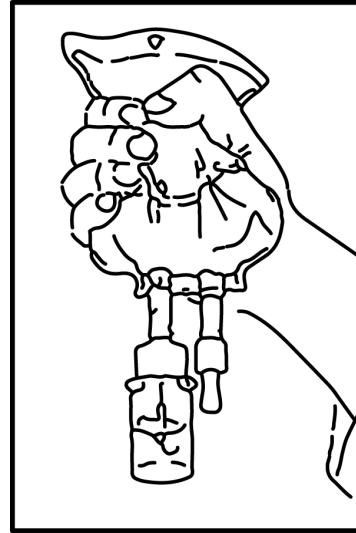


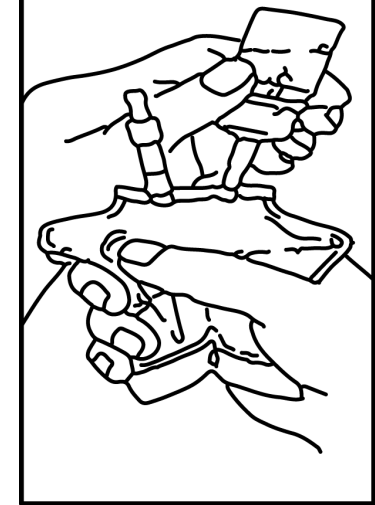
Instructions for Mini Bag Plus



- 1**
- Squeeze bag and check vial.
 - Use only if vial is fully seated and dry.
 - Bend up then down to break seal.



- 2**
- Hold bag with vial down
 - Squeeze solution into vial until **half full** using squeeze/release technique.
 - Shake to mix drug with solution.



- 3**
- Hold bag with vial upside down.
 - Squeeze bag to force air into vial.
 - Release to drain suspended drug from vial
 - Repeat steps 2 and 3 until vial is **empty** of drug and solution is thoroughly mixed.
Ensure drug is completely dissolved. Do not remove drug vial.