

Use the letters "SASH" to help remember the order for flushing the catheter. Always wash your hands first.

# S

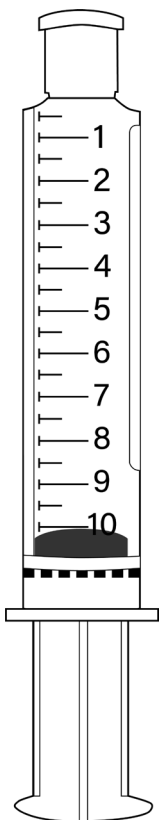
1



Use a new alcohol pad before the next step. Scrub the hub of the needleless connector on the line for 15 seconds with an alcohol pad. Allow to air dry.

## Sodium Chloride

Push-Pause Method



mL

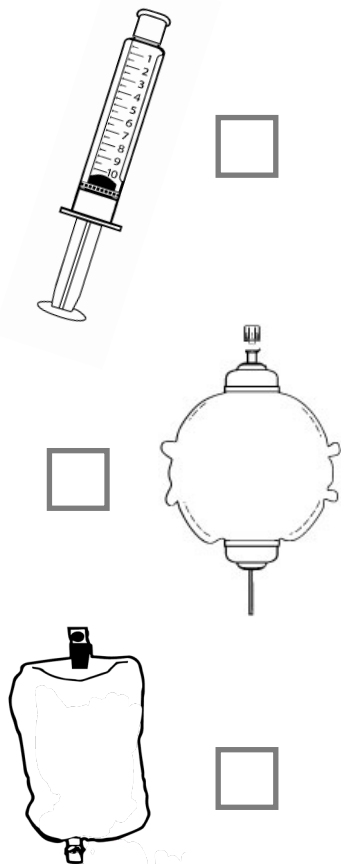
# A

2



Use a new alcohol pad before the next step. Scrub the hub of the needleless connector on the line for 15 seconds with an alcohol pad. Allow to air dry.

## Administer Medication



# S

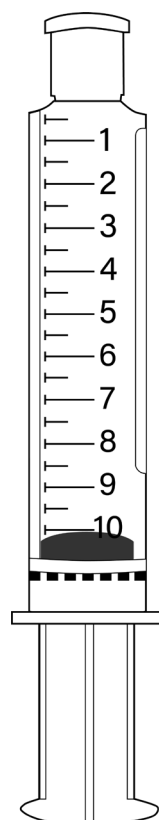
3



Use a new alcohol pad before the next step. Scrub the hub of the needleless connector on the line for 15 seconds with an alcohol pad. Allow to air dry.

## Sodium Chloride

Push-Pause Method



mL

# H

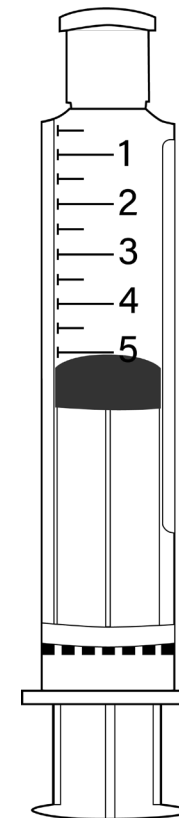
4



Use a new alcohol pad before the next step. Scrub the hub of the needleless connector on the line for 15 seconds with an alcohol pad. Allow to air dry.

## Heparin

Push-Pause Method



u/mL