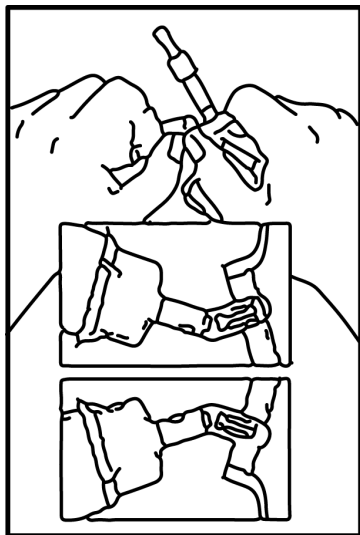


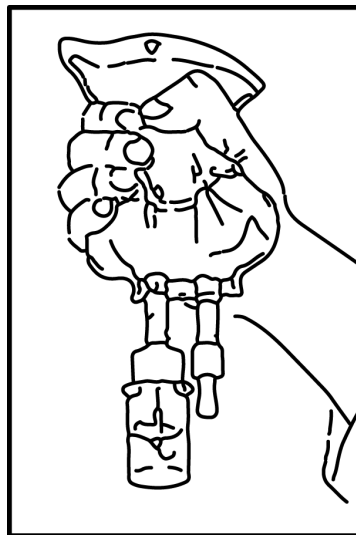
---

## Instructions For Mini Bag Plus

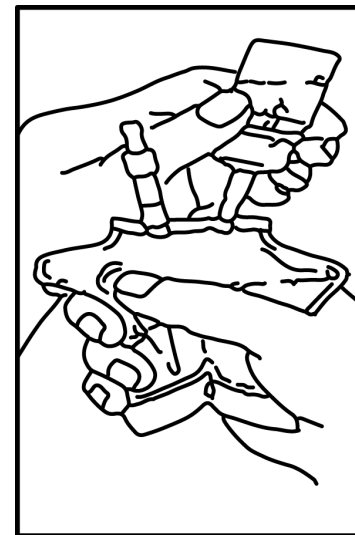
---



- 1**
- Squeeze bag and check vial.
  - Use only if vial is fully seated and dry.
  - Bend up then down to break seal.



- 2**
- Hold bag with vial down.
  - Squeeze solution into vial until **half full** using squeeze/release technique.
  - Shake to mix drug with solution.



- 3**
- Hold bag with vial upside down.
  - Squeeze bag to force air into vial.
  - Release to drain suspended drug from vial.
  - Repeat steps 2 and 3 until vial is **empty** of drug and solution is thoroughly mixed. **Ensure drug is completely dissolved. Do not remove drug vial.**